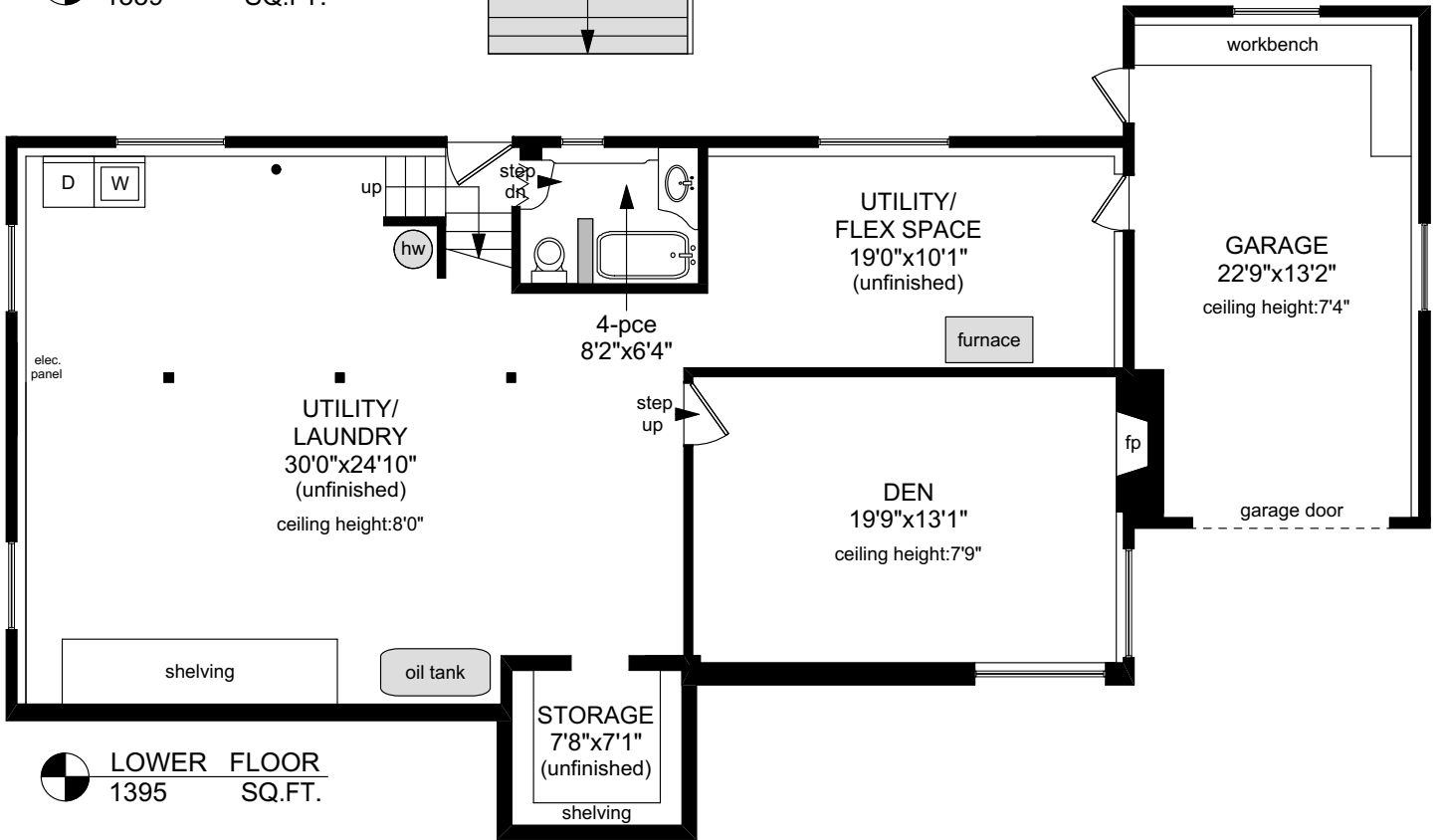
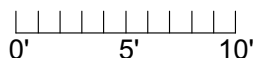
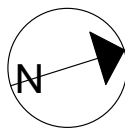


4430 SHORE WAY



NOTE: The room name labels/sizes are for viewing reference only. They are not to be used for calculating total square footage.

	FINISHED SQ. FT.	UNFINISHED SQ. FT.	TOTAL SQ. FT.
MAIN	1339	0	1339
LOWER	350	1045	1395
TOTAL	1689	1045	2734
GARAGE	0	331	331
DECK	0	336	336



PREPARED FOR THE EXCLUSIVE USE OF
 FARRELL & ASSOCIATES OF
 MACDONALD REALTY VICTORIA

MEASURED ON: 06/17/24
 DRAWING FILE: 18933

Tafe Measure VICTORIA, B.C.
 Ph.2508838894
 www.tafemeasure.com